



# ALUPLUS

## *Support head and Combi head*

The support head allows the elements to be placed side by side, joining them together and excluding the use of PVC slit-covering profiles and the relative imprint on the casting; it is used for the construction of slabs with exposed surfaces, which present only the imprint of the frame elements on the concrete.

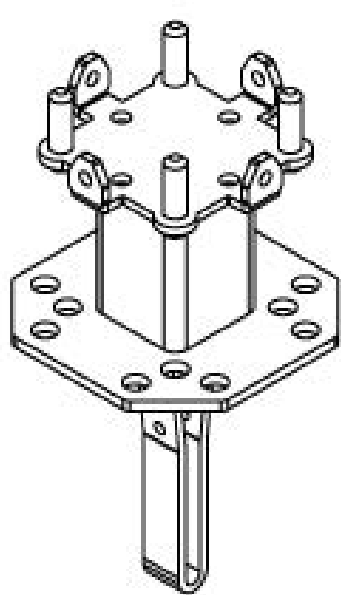
The Combi head allows to:

- Place the panels in adherence to the perimeter walls
- use longitudinal compensation.

The Aluplus slab formwork system with support head has been designed to minimize cleaning activities, resulting in time and labor savings. The frame elements are equipped with a drip tray that minimizes dirt on the perimeter frame of the panels.

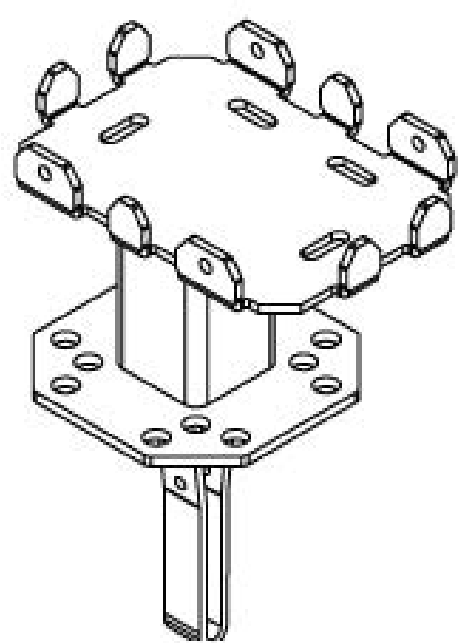
Aluplus Support Head cod. 21368 and the Aluplus Combi Support Head cod. 21369 can be mounted on both the ECON, POSTIS ECO and CEP steel props and on the ALUCP aluminium props. Locking is done by means No.2 M12x40 prop connection bolts to be arranged diagonally.

Cod. 21368  
Testa di appoggio/  
Support head /  
Tête de support


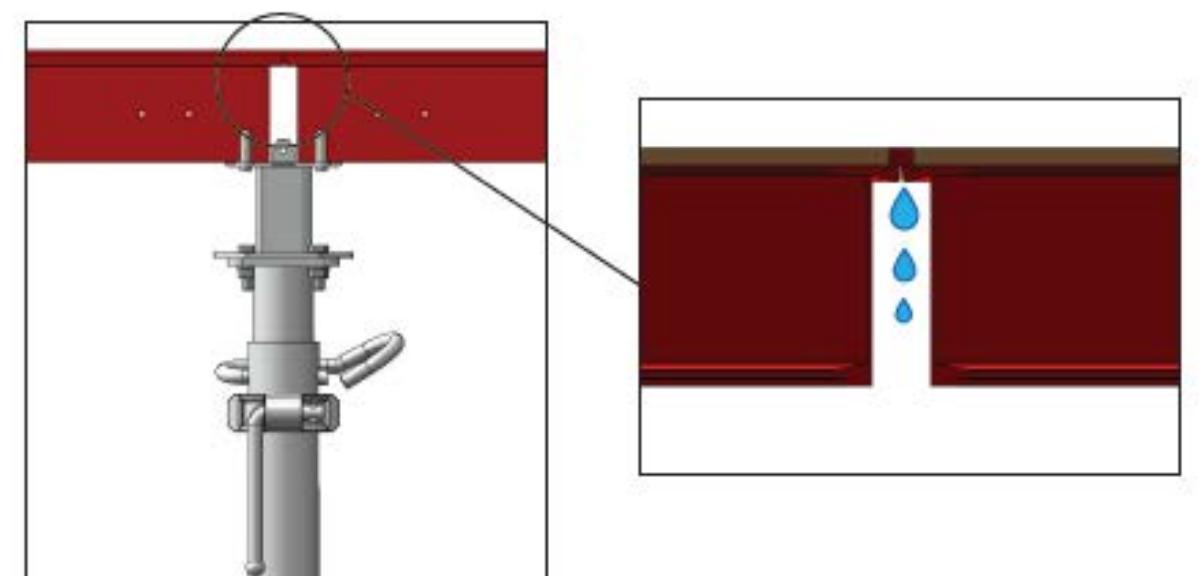


PESO / WEIGHT / POIDS (Kg): 2,4

Cod. 21369  
Testa Combi/  
Combi head /  
Tête Combi



PESO / WEIGHT / POIDS (Kg): 3,2



# CONDOR

[www.condorspa.com](http://www.condorspa.com)